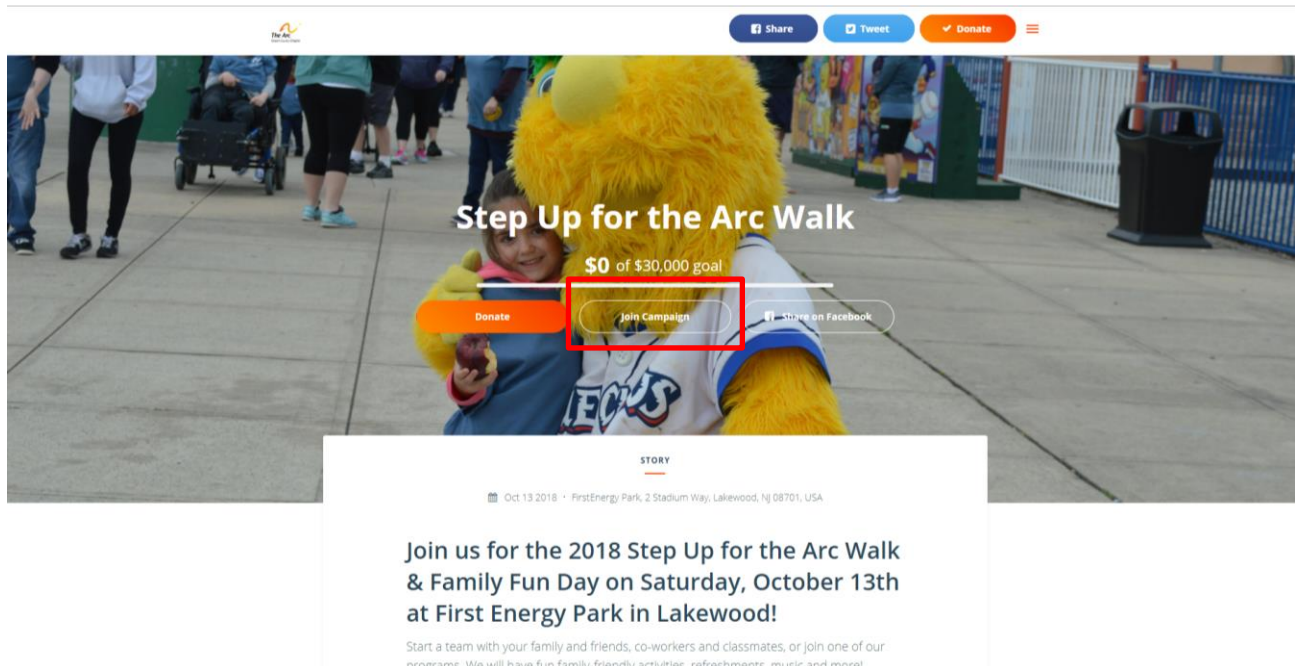


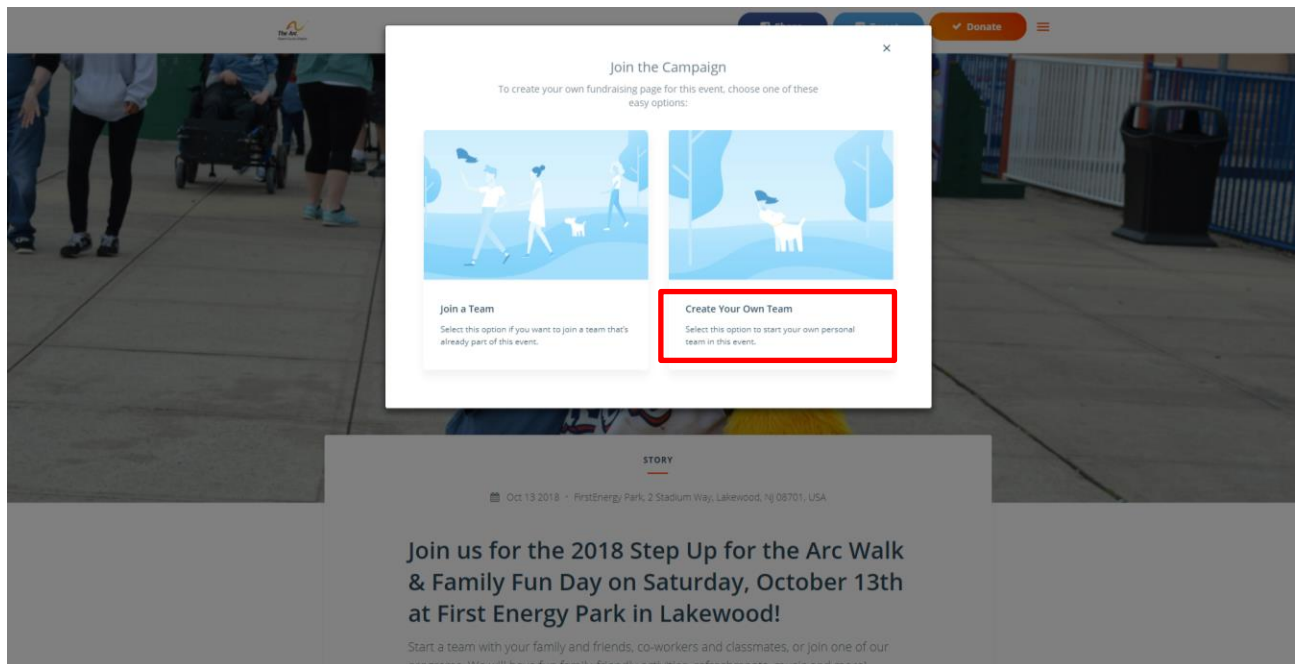
How To Create a Team for the 2018 Step Up for The Arc Walk

Visit www.crowdrise.com/arcoceanwalk



The screenshot shows the top of the Crowdrise event page. At the top right, there are social media buttons for 'Share', 'Tweet', and 'Donate'. Below these is a large banner image of a child in a yellow mascot costume. Overlaid on the banner is a progress bar showing '\$0 of \$30,000 goal' and three buttons: 'Donate', 'Join Campaign' (highlighted with a red box), and 'Share on Facebook'. Below the banner is a 'STORY' section with the event title and date: 'Join us for the 2018 Step Up for the Arc Walk & Family Fun Day on Saturday, October 13th at First Energy Park in Lakewood!'. Below the title is a short paragraph: 'Start a team with your family and friends, co-workers and classmates, or join one of our programs. We will have fun family-friendly activities, refreshments, music and more!'.

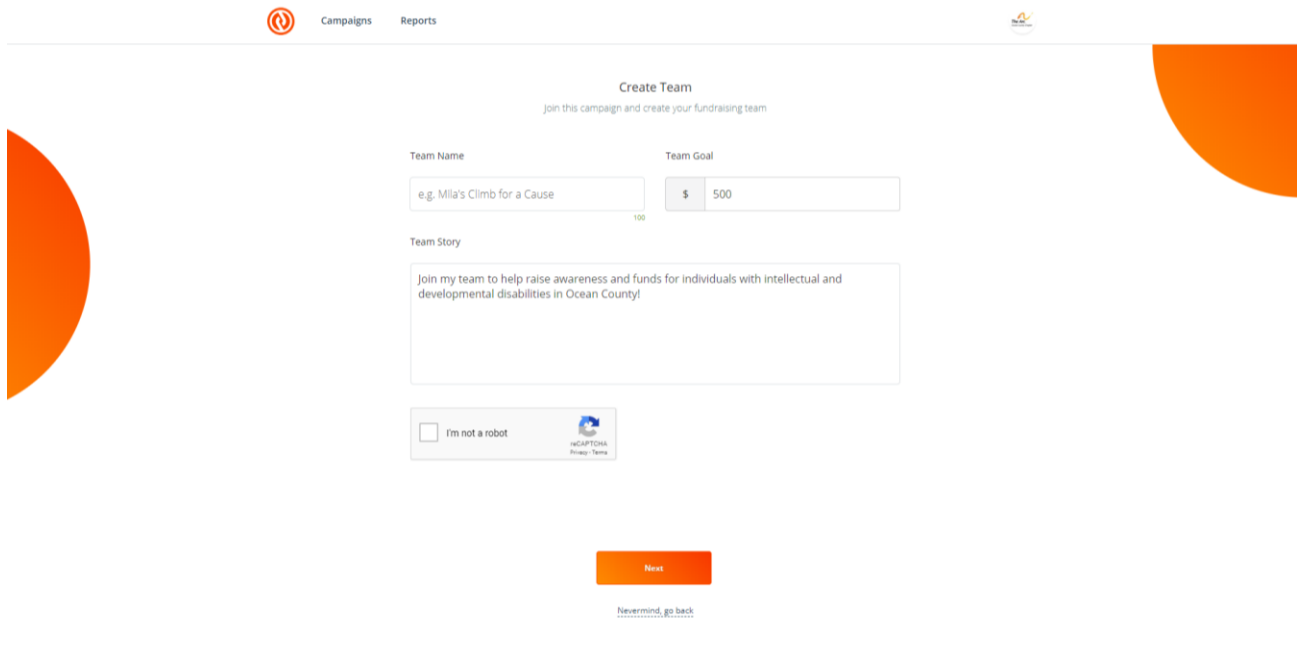
To Create a Team click on “Join Campaign” outlined above.



The screenshot shows the 'Join the Campaign' modal window overlaid on the event page. The modal has a title 'Join the Campaign' and a subtitle 'To create your own fundraising page for this event, choose one of these easy options:'. There are two options presented as cards with illustrations: 'Join a Team' and 'Create Your Own Team'. The 'Create Your Own Team' card is highlighted with a red box. Below the modal is the same event title and paragraph as seen in the previous screenshot.

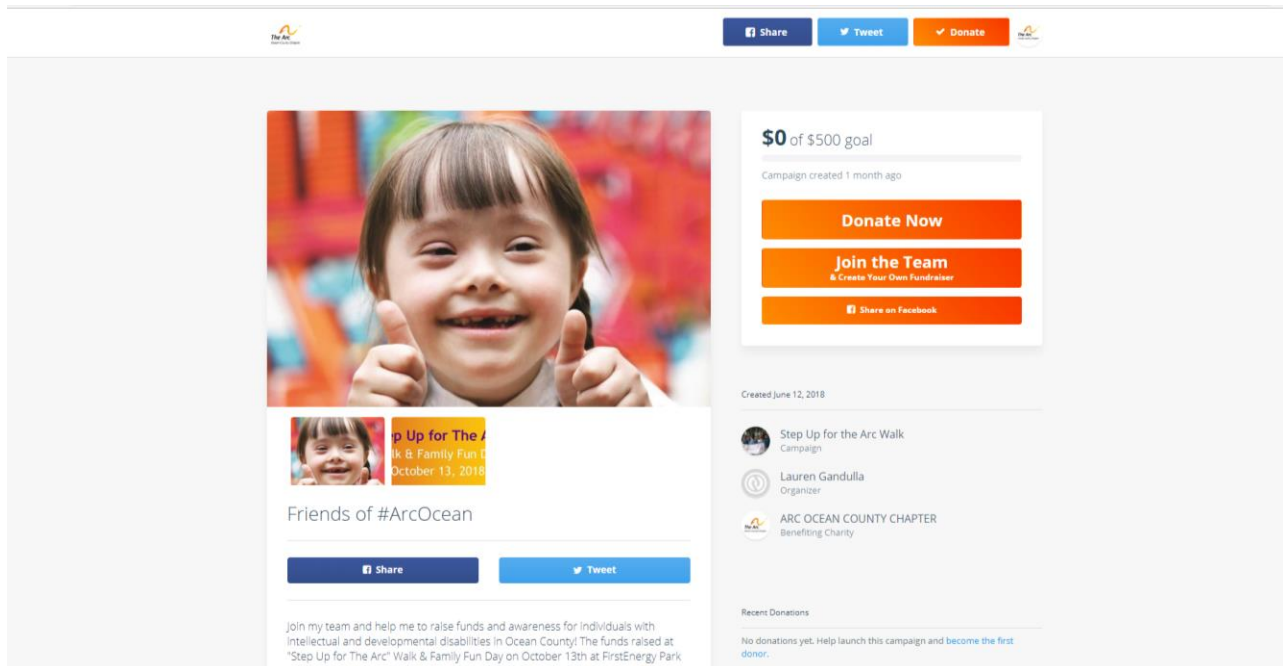
Select the “Create Your Own Team” option outlined above.

Set Your Team Fundraising Goal!



The screenshot shows the 'Create Team' form on a fundraising platform. At the top, there are navigation links for 'Campaigns' and 'Reports', and the ARC logo. The main heading is 'Create Team' with the subtext 'Join this campaign and create your fundraising team'. The form includes a 'Team Name' field with the example 'e.g. Mila's Climb for a Cause', a 'Team Goal' field set to '\$ 500', and a 'Team Story' text area containing the text: 'Join my team to help raise awareness and funds for individuals with intellectual and developmental disabilities in Ocean County!'. Below the text area is a checkbox for 'I'm not a robot' and a CAPTCHA icon. At the bottom, there is a blue 'Next' button and a link that says 'Nevermind, go back'.

Share your Fundraising Page on social media or email your personal page link!
Donors can “Donate Now” by credit card directly to your page.



The screenshot shows a fundraising page for 'Step Up for the Arc Walk'. At the top, there are social media sharing buttons for 'Share', 'Tweet', and 'Donate', along with the ARC logo. The main content area features a large photo of a smiling young girl with her thumbs up. To the right of the photo is a progress bar showing '\$0 of \$500 goal' and the text 'Campaign created 1 month ago'. Below the progress bar are three buttons: 'Donate Now', 'Join the Team & Create Your Own Fundraiser', and 'Share on Facebook'. Below the photo, there is a section titled 'Friends of #ArcOcean' with 'Share' and 'Tweet' buttons. At the bottom, there is a 'Recent Donations' section with the text 'No donations yet. Help launch this campaign and become the first donor.' The page also includes a 'Created June 12, 2018' timestamp and a list of organizers: 'Step Up for the Arc Walk Campaign', 'Lauren Gandulla Organizer', and 'ARC OCEAN COUNTY CHAPTER Benefiting Charity'.

To collect offline donations (cash or checks) for your Walk team, mail your gifts to:
The Arc Ocean County Chapter, Attn: Walk, 815 Cedar Bridge Ave, Lakewood, NJ 08701.